



### District Report Card: 2017


<b>State:</b> Telangana	<b>District:</b> MEDCHAL-MALKAJGIRI
<b>Class:</b> 8	<b>Subject:</b> Language
<b>Schools:</b> 51	<b>Students:</b> 1338


### Participation/Coverage


#### Students

<b>GENDER</b> 	Boys		Girls	
	Number	%	Number	%
	580	43.35	758	56.65

<b>AREA</b> 	Rural		Urban	
	Number	%	Number	%
	580	43.35	758	56.65

<b>CATEGORY</b> 	SC		ST		OBC		GEN	
	Number	%	Number	%	Number	%	Number	%
	408	30.49	108	8.07	715	53.44	107	8.00

<b>CWSN</b> 	LD	VI	HI	S&LD	ID	Oth
	1	1	1	0	2	27

<b>MANAGEMENT</b> 	Government		Government-aided	
	Number	%	Number	%
	1337	99.93	1	0.07

### Average Performance of Students in Language (%)

Overall	Gender		Area		Management		Social Group			
	Male	Female	Rural	Urban	Govt.	Aided	SC	ST	OBC	GEN
53.54	53.01	53.94	54.16	53.06	53.53	60.00	51.91	48.46	55.18	53.89

### Performance on Learning Outcomes (LOs)

Learning Outcomes	Description	Average Performance(%)
L813	Read textual/non-textual materials with comprehension and identifies the details, characters, main idea and sequence of ideas and events while reading	53.54

Range of Performance of Students who Answered Correctly							
Below 30%		30% - 50%		50% - 75%		Above 75%	
Number	%	Number	%	Number	%	Number	%
204	15.25	378	28.25	536	40.06	220	16.44

### Lowest Performing Learning Outcomes (LOs)

1 - Read textual/non-textual materials with comprehension and identifies the details, characters, main idea and sequence of ideas and events while reading (53.54)